

Plant

Features & Functionality

The Nugent Plant trailer has been designed for maximum efficiency. Following extensive research, Nugent has designed a weight to load ratio that gives the best pay load, while a low centre of gravity with a bed height of 403mm gives a favourable loading angle which is great for equipment with low ground clearance. 1,900mm ramps can achieve a loading angle of just 11°.

This fabricated trailer with fully welded chassis, combined with Nugent's patented Dual Drive™ suspension, makes it safer and smoother than other trailers on the market.

Fully integrated prop stands offer loading support, stability and are adjustable to suit ground types



Gas strut absorbs the weight of the door

Ladder side frame structure for strength.

Stepping plate



Heavy duty mesh

One piece floor

LED lighting on all models (as standard)

Mounting bracket & spare wheel

Nugent Dual Drive™ Suspension



PLANT



Plant Beavertail (PB3116H)



Low centre of gravity with a bed height of 403mm, giving a favourable loading angle, which is great for equipment with low ground clearance



Bolt on bow shackle tie points

Raised bucket rest designed to accommodate heavy duty plant


Kartt ribbed heavy duty jockey wheel

Auto reverse lockable coupling

Fabricated, load bearing galvanised steel mudguards with anti-slip tape that are easily replaced

Purpose designed extra long drawbar for sufficient clearance between digger and rear of vehicle

PLANT



Optional Extras



Closed in Sides



Aluminium Floor




Skids (1400mm or 1900mm)



Mesh Sides (610mm high)



Floor Lashing Points



Extra Shackle Tie Point (except P2813S)



Lockable Plastic Toolbox



Ladder Rack



Wheel Chocks

PLANT

Specifications

MODEL	AXLES	TYRES	GROSS WEIGHT	UNLADEN WEIGHT W/Ramp Door	INTERNAL LxW (mm)	IMPERIAL SIZE	OVERALL LxW (mm)	OVERALL LxW (feet)	BED HEIGHT (mm)
P2813S	2	165/80R13	2,700kg	669kg	2,805 x 1,338	9' 2" x 4' 4"	4,409 x 1,884	14' 5" x 6' 2"	403
P3116H	2	185/70R13	3,500kg	735kg	3,148 x 1,616	10' 3" x 5' 3"	4,750 x 2,180	15' 7" x 7' 1"	403
P3118H	2	185/70R13	3,500kg	770kg	3,148 x 1,872	10' 3" x 6' 1"	4,750 x 2,436	15' 7" x 7' 11"	403
PB3116H	2	185/70R13	3,500kg	735kg	3,140 x 1,616	10' 3" x 5' 3"	5,090 x 2,194	16' 7" x 7' 2"	403
P3718H	2	185/70R13	3,500kg	820kg	3,762 x 1,872	12' 4" x 6' 1"	5,436 x 2,436	17' 10" x 7' 11"	403
P3718T	3	185/70R13	3,500kg	899kg	3,762 x 1,872	12' 4" x 6' 1"	5,436 x 2,436	17' 10" x 7' 11"	403
P4318H	2	185/70R13	3,500kg	855kg	4,372 x 1,872	14' 4" x 6' 1"	5,962 x 2,436	19' 6" x 7' 11"	403
P4318T	3	185/70R13	3,500kg	950kg	4,372 x 1,872	14' 4" x 6' 1"	5,962 x 2,436	19' 6" x 7' 11"	403

The above specifications are approximate as our products are under continuous development, so there may be changes and adjustments.



Plant Beavertail (PB3116H)



PLANT